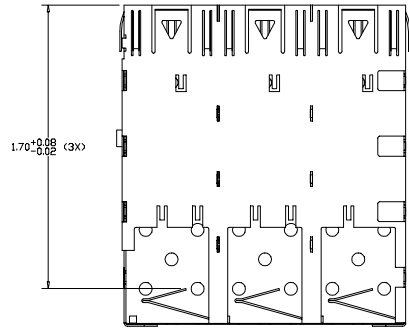
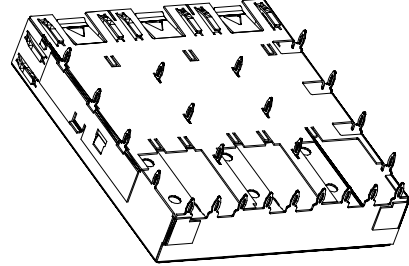
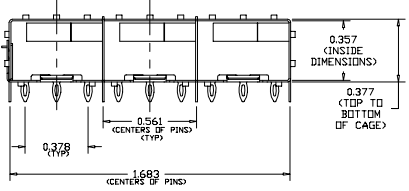
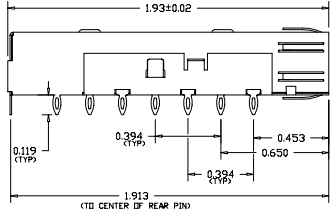
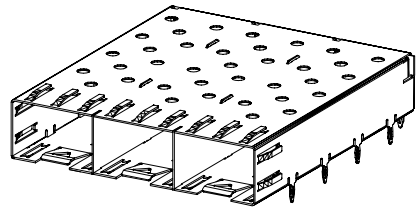
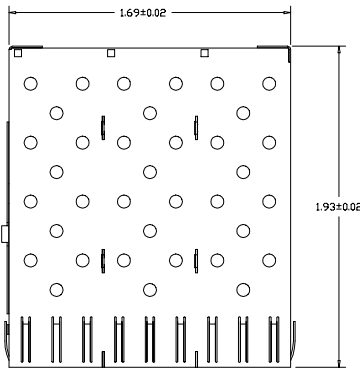
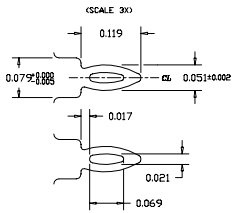


REVISION AND CHANGE EFFECTIVITY DATE				
LTR.	ECN	DESCRIPTION	DATE	APP'D.
A	ECI536	UPDATED PLATING OPTIONS, FOOTPRINT DETAIL A	07/16/07	AP

PRESS FIT PIN DETAIL (23X)



ORDERING INFO:

DM7042-3-X

SERIES

3 PORTS

PLATING OPTIONS:

- R FOR 100µIN MATTE TIN OVER 50µIN NICKEL
NOT INTENDED FOR REFLOW
WAVE SOLDER ONLY - WAVE TEMP. 260°C FDR 6 SEC. MAX
RoHS COMPLIANT
- G FOR FLASH GOLD OVER 50µIN NICKEL
CAGE IS REFLOW COMPATIBLE
MAX REFLOW TEMP. 260°C
RoHS COMPLIANT
- N FOR 100µIN NICKEL
CAGE IS REFLOW COMPATIBLE
MAX REFLOW TEMP. 260°C
RoHS COMPLIANT



NOTES:

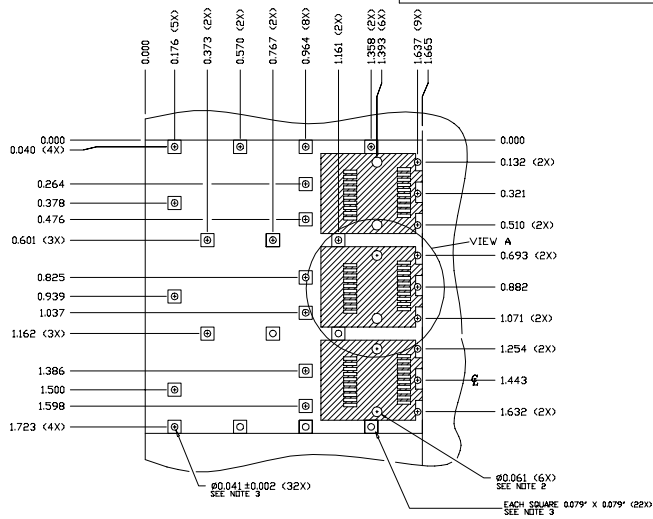
- 1) CAGE MATERIAL: 0.010" THICK BRASS ALLDY; C2680 - FULL HARD
- 2) PLATING: SEE ORDERING INFO
- 3) CAGE IS SOLDERED AT SEAMS (LEAD FREE SOLDER)
- 4) OPERATING AND STORAGE TEMPERATURE: -40°C TO +160°C

DO NOT SCALE DRAWING.

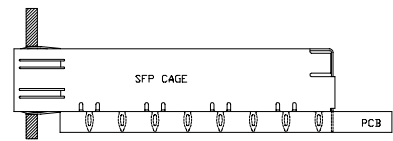
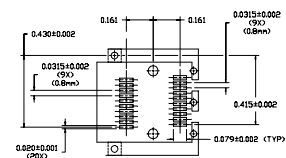
EXPERIMENTAL NO:		DIVISION ASSIGNED: dataMATE Division	
TOLERANCE UNLESS OTHERWISE SPECIFIED	MATERIAL:	DRAWN BY:	DATE:
±	SEE NOTES	A. PIRILLIS	06/16/05
METRIC	±	CHECKED BY:	
FRACTIONS	±	J. NOWAK	06/16/05
DECIMALS	±	ENGR. APPROVAL:	
ANGLES	±	B. SKEPNEK	06/16/05
TOOLING DWG	±	APPROVED BY:	
PART DWG	±	A. CHIAPPETTA	06/16/05
BREAK SHARP EDGES	±	PART NO. CLASSIFICATION:	
REMOVE ALL BURRS	±		
<p>THE INFORMATION DISCLOSED IN THIS DOCUMENT IS PROPRIETARY TO METHODE ELECTRONICS, INC. AND MAY NOT BE USED FOR MANUFACTURE OR ANY OTHER PURPOSE WITHOUT THE WRITTEN CONSENT OF METHODE. DETAILS SUBJECT TO CHANGE AS THEY MAY CHANGE WITH RESPECT TO PRODUCT IMPROVEMENT.</p>		TITLE	SFP EMI 3 PORT CAGE WITH PRESS FIT PINS
SIZE	CODE IDENT.	DWG. NUMBER	Rev.
C		DM7042-3-X	A
SCALE:		SHT. 1	OF 2

RECOMMENDED FOOTPRINT

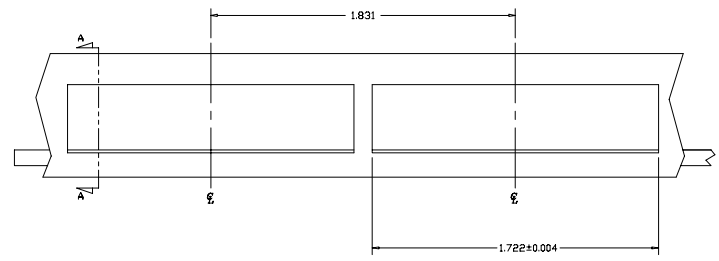
REVISION AND CHANGE EFFECTIVITY DATE				
LTR.	ECN	DESCRIPTION	DATE	APP'D.
A	ECI536	UPDATED PLATING OPTIONS, FOOTPRINT DETAIL A	07/16/07	AP



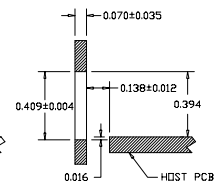
VIEW A
(TYP)



RECOMMENDED PANEL CUTOUT



SECTION A-A



- NOTES:
- 1) DIMENSIONS ARE TO CENTER OF HOLES
 - 2) THRU HOLES, PLATING OPTIONAL
 - 3) PADS AND VIAS ARE CHASSIS GROUND, 42 PLACES
- TRACES ONLY
 NO COMPONENTS
 4) NO TRACES
 NO COMPONENTS
 (EXCEPT CHASSIS GROUND)

DO NOT SCALE DRAWING.

EXPERIMENTAL NO:		DIVISION ASSIGNED: dataMate Division	
TOLERANCE UNLESS OTHERWISE SPECIFIED		DRAWN BY: A. PIRILLIS DATE: 06/16/05	
MATERIAL: SEE NOTES		CHECKED BY: J. NOWAK 06/16/05	
METRIC INCHES		ENGR. APPROVAL: B. SKEPNEK 06/16/05	
DEC. XX ± .010		APPROVED BY: A. CHIAPPETTA 06/16/05	
FRAC. XXX ± .005		PART NO. CLASSIFICATION:	
ANGLES ±		TITLE: SFP EMI 3 PORT CAGE WITH PRESS FIT PINS	
TOOLING DWG □		SIZE: C CODE IDENT. DWG. NUMBER: DM7042-3-X Rev. A	
PART DWG □		SCALE:	
BREAK SHARP EDGES REMOVE ALL BURRS		SHI. 2 OF 2	



THE INFORMATION DISCLOSED IN THIS DOCUMENT IS PROPRIETARY TO METHODE ELECTRONICS, INC. AND MAY NOT BE USED FOR MANUFACTURE OR ANY OTHER PURPOSE WITHOUT THE WRITTEN CONSENT OF METHODE. DRILLS SUBJECT TO CHANGE AS THEY MAY CHANGE WITH RESPECT TO PRODUCT IMPROVEMENT.